



QUEST PROPERTY  
MANAGEMENT

# COLUMBIA PACIFIC AIRPORT WAY

*For Lease*

**NE AIRPORT WAY, PORTLAND, OR**

12817 - Bldg 7  
15,025 SF | 2,838 SF Office  
3 Docks | 1 Grade  
End cap w/ fenced yard potential

**\$.85/\$.95**  
Shell/Office  
Surcharge

Building 2  
85,611 SF | 3,593 SF Office  
3,500 SF Mezzanine Office  
21 Docks | 3 Grade

12840 - Bldg 4  
10,080 SF | 1,840 SF Office  
3 Docks | 1 Grade

- Many restaurants & services nearby
- Superior access and exposure to Airport Way
- Near PDX & I-205
- NNN \$.352/SF
- 5% lease commission to brokers
- On site security 365 nights per year
- Ample parking
- Traffic Count: 40,000 vehicles per day
- Monument space available



Scan for Video Tour



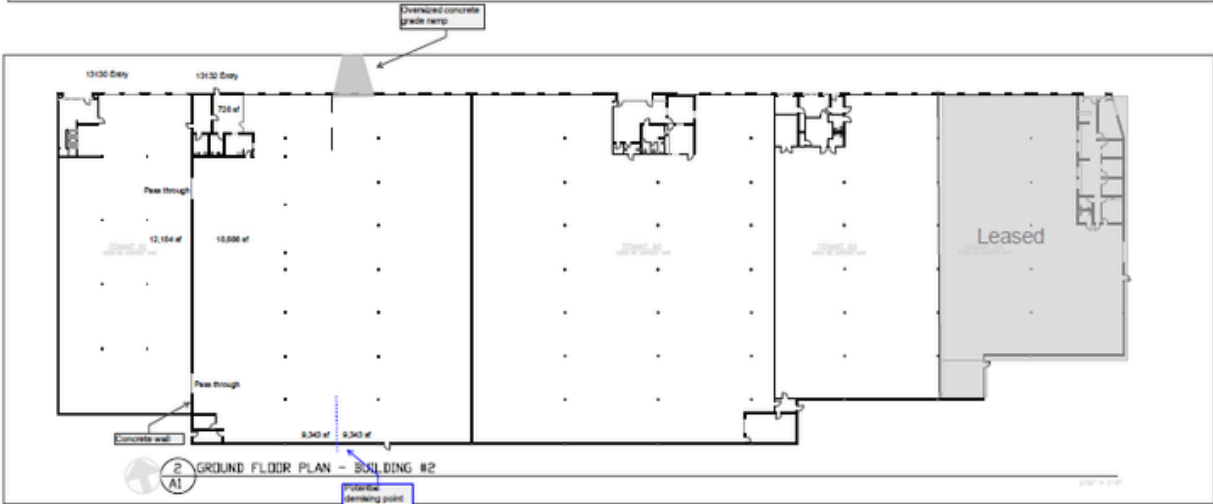
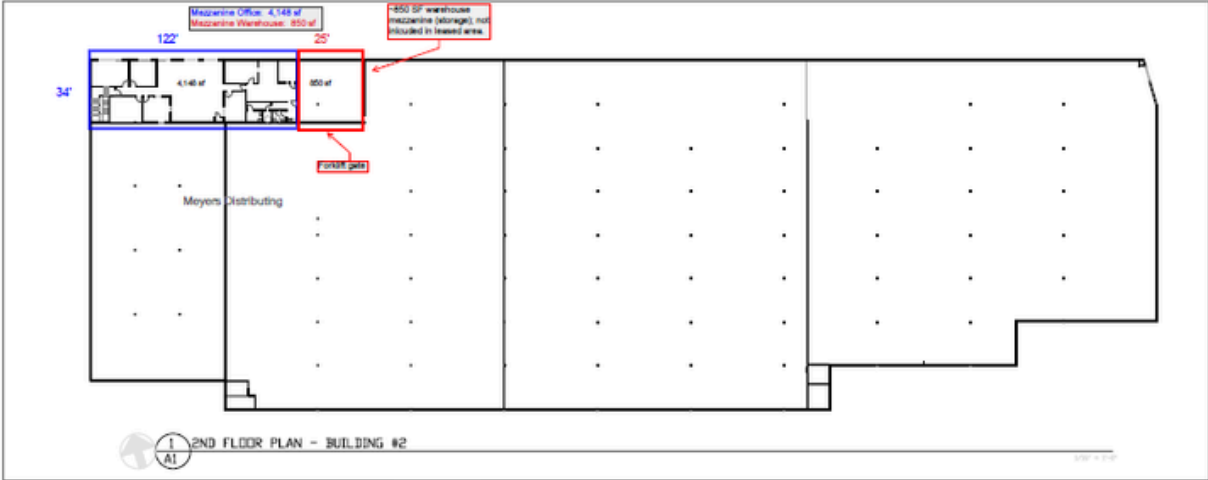
503-816-5402

Kevin@questpropertymanagement.com

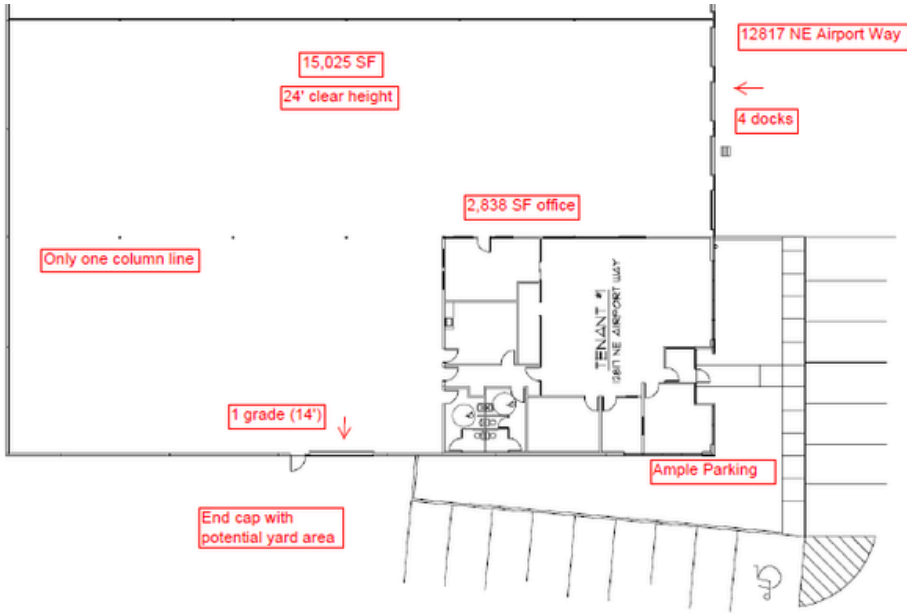
503-349-2799

Rachel@questpropertymanagement.com

**Building 2**  
**85,611 SF | 3,593 SF Office**  
**3,500 SF Mezzanine Office**



12817 - Bldg 7  
15,025 SF | 2,838 SF Office



12840 - Bldg 4  
10,080 SF | 1,840 SF Office

